

## MONTANA EXPLORER FOLDING CAMPER



Any place can be wonderful - explore new sensations and camp in seconds in any field, near the sea, in the mountains or by a lake!

With minimum effort you can travel wherever you want with whom you want and have the space to carry all you want!



### Specifications

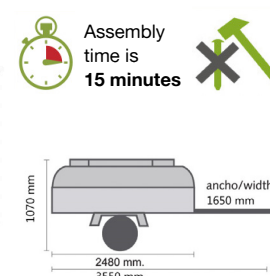
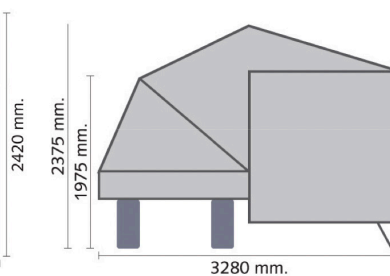
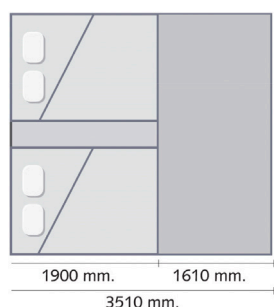
Max Gross weight 450/600  
Ex-Works Weight 345 kg  
Wheels 145-13"

### Includes

Roof Rack  
Spare Wheel Carrier  
Corner Steadies

### Optional

Inertia brake  
Awning



Assembly  
time is  
**15 minutes**



### Accessories



Advance



Storage box and  
Kitchen unit



Luggage Rack  
parking cover



Bike Carrier



Parking support with or  
without wheels



Flooring

## ADDITIONAL EXTRAS

### MONTANA EXPLORER FOLDING CAMPER

#### Included with Purchase

Spare Wheel  
Jockey Wheel  
Underbed Cargo Box 300ml  
Spirit Level  
7-Pin Plug

#### Additional Extras

Brakes  
Front Storage Box  
Front Awning  
Back Awning  
Sun Canopy  
Side Storage Legs  
13-Pin Plug Converter  
Fridge



## FINANCE OPTIONS AVAILABLE